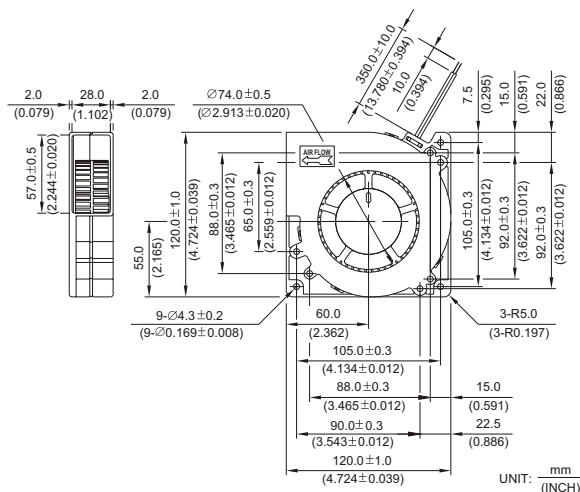


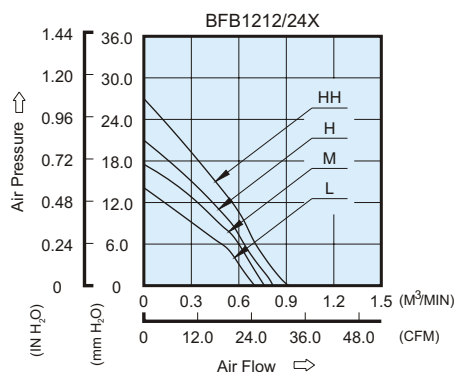
BFB 120 x 120 x 32 MM SERIES

DIMENSIONS DRAWING



- * Bearing Type
Ball Bearings
- * Material
Impeller & Frame : Plastic (UL 94V-0)
- * Lead Wires :
UL 1007 AWG #24 OR Equivalent
Red Wire Positive (+)
Black Wire Negative (-)
- * Weight : 230g (8.11 oz)

P & Q CURVE (AT RATED VOLTAGE)




MODEL		Rated Voltage	Operating Voltage Range	Rated Current	Rated Input Power	Speed	Maximum Air Flow		Maximum Air Pressure		Noise
PART NO.	FUNCTION	VDC	VDC	Amp	Watt	R.P.M.	m ³ /min	CFM	mmH ₂ O	IN H ₂ O	dB-A
BFB1212L	-R00 / -F00	12	4.0 to 13.8	0.40	4.80	2100	0.699	24.70	14.00	0.551	47.0
BFB1224L	-R00 / -F00	24	7.0 to 27.6	0.24	5.76	2100	0.699	24.70	14.00	0.551	47.0
BFB1212M	-R00 / -F00	12	4.0 to 13.8	0.58	6.96	2300	0.760	26.85	17.50	0.689	48.5
BFB1224M	-R00 / -F00	24	7.0 to 27.6	0.28	6.72	2300	0.760	26.85	17.50	0.689	48.5
BFB1212H	-R00 / -F00	12	4.0 to 13.8	0.82	9.84	2500	0.821	29.00	21.00	0.827	51.0
BFB1224H	-R00 / -F00	24	7.0 to 27.6	0.35	8.40	2500	0.821	29.00	21.00	0.827	51.0
BFB1212HH	-R00 / -F00	12	4.0 to 13.8	1.10	13.20	2800	0.920	32.49	27.00	1.063	54.0

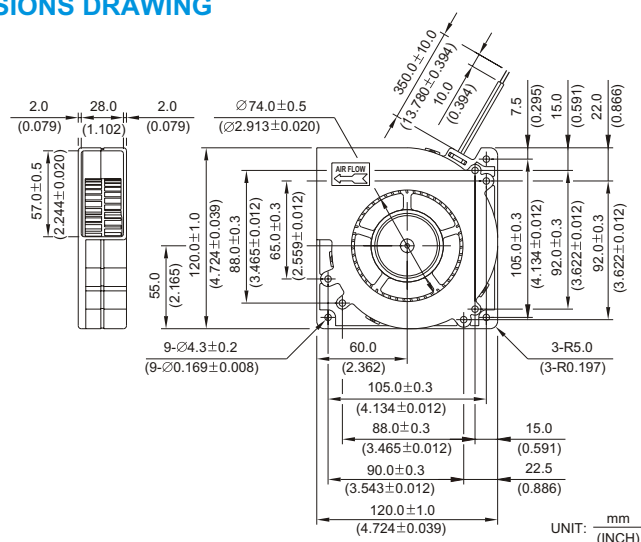
- * Function type is optional.
- * The max. air flow and the speed are measured in free air ; max. air pressure is measured at zero air flow.
- * Noise is measured in anechoic chamber in free air, one meter from intake side.
- * All readings are typical values at rated voltage.
- * Specifications are subject to change without notice.

BFB 120 x 120 x 32 MM SERIES

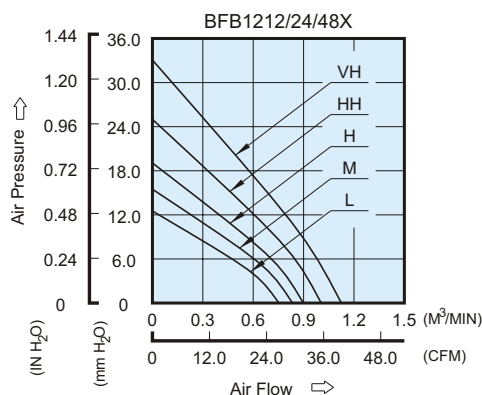
■ DIMENSIONS DRAWING



- * Bearing Type
- Ball Bearings
- * Material
- Impeller & Frame : Plastic (UL 94V-0)
- * Lead Wires :
UL 1007 AWG #24 OR Equivalent
- Red Wire Positive (+)
- Black Wire Negative (-)
- * Weight : 230g (8.11 oz)



■ P & Q CURVE (AT RATED VOLTAGE)



MODEL		Rated Voltage	Operating Voltage Range	Rated Current	Rated Input Power	Speed	Maximum Air Flow		Maximum Air Pressure		Noise
PART NO.	FUNCTION	VDC	VDC	Amp	Watt	R.P.M.	m ³ /min	CFM	mmH ₂ O	IN H ₂ O	dB-A
BFB1248L	-R00 / -F00	48	28.0 to 56.0	0.09	4.32	2100	0.750	26.49	12.50	0.492	47.0
BFB1248M	-R00 / -F00	48	28.0 to 56.0	0.12	5.76	2300	0.830	29.31	15.50	0.610	48.5
BFB1248H	-R00 / -F00	48	28.0 to 56.0	0.15	7.20	2500	0.890	31.43	19.00	0.748	51.0
BFB1224HH	-R00 / -F00	24	7.0 to 27.6	0.54	12.96	2800	1.000	35.31	25.00	0.984	54.0
BFB1248HH	-R00 / -F00	48	28.0 to 56.0	0.22	10.56						
BFB1212VH	-R00 / -F00	12	4.0 to 13.8	1.25	15.00	3100	1.120	39.55	33.00	1.299	56.5
BFB1224VH	-R00 / -F00	24	7.0 to 27.6	0.60	14.40						

* Function type is optional.

* The max. air flow and the speed are measured in free air ; max. air pressure is measured at zero air flow.

* Noise is measured in anechoic chamber in free air, one meter from intake side.

* All readings are typical values at rated voltage.

* Specifications are subject to change without notice.

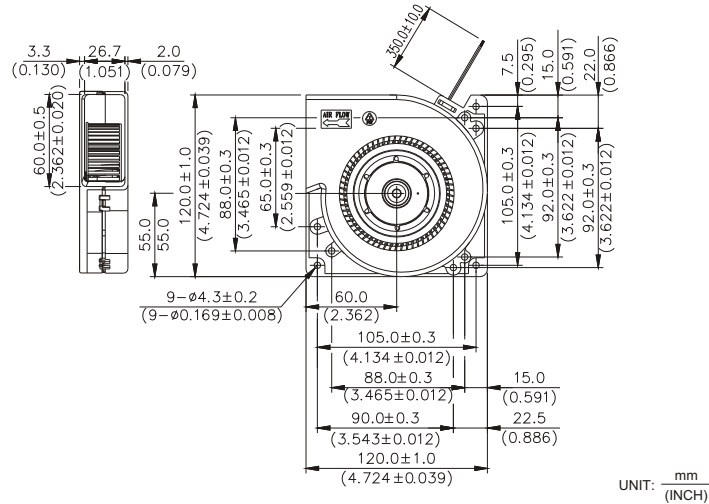
New



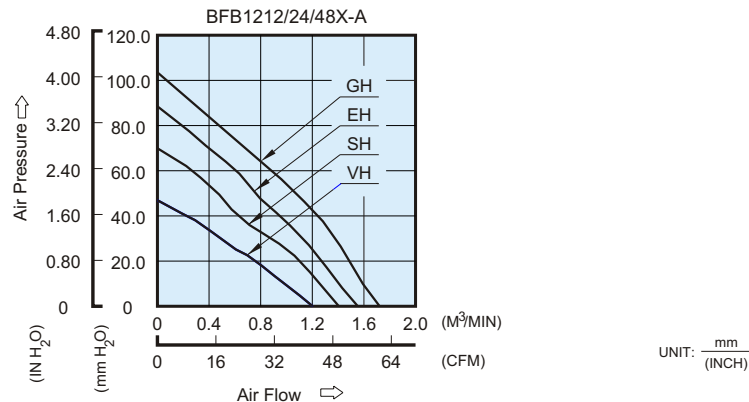
- * Bearing Type
Ball Bearings
- * Material
Impeller & Frame : Plastic (UL 94V-0)
- * Lead Wires :
UL 1430 AWG #22 OR Equivalent
Red Wire Positive (+)
Black Wire Negative (-)
- * Weight : 295.0g (10.40 oz)

BFB 120 x 120 x 32 MM SERIES

DIMENSIONS DRAWING



P & Q CURVE (AT RATED VOLTAGE)



MODEL			Rated Voltage	Operating Voltage Range	Rated Current	Rated Input Power	Speed	Maximum Air Flow		Maximum Air Pressure		Noise
PART NO.	REV.	FUNCTION	VDC	VDC	Amp	Watt	R.P.M.	m ³ /min	CFM	mmH ₂ O	IN H ₂ O	dB-A
BFB1212VH	-A	R00/F00	12	5.5 to 13.8	1.47	17.64	3100	1.203	42.47	46.94	1.848	57.0
BFB1224VH	-A	R00/F00	24	14.0 to 27.6	0.70	16.80						
BFB1248VH	-A	R00/F00	48	24.0 to 56.0	0.37	17.39						
BFB1212SH	-A	R00/F00	12	5.5 to 13.8	1.75	21.00						
BFB1224SH	-A	R00/F00	24	14.0 to 27.6	0.90	21.60	3600	1.406	49.67	69.95	2.754	59.5
BFB1248SH	-A	R00/F00	48	24.0 to 56.0	0.49	23.52						
BFB1212EH	-A	R00/F00	12	5.5 to 13.8	2.37	28.44						
BFB1224EH	-A	R00/F00	24	14.0 to 27.6	1.12	26.88						
BFB1248EH	-A	R00/F00	48	24.0 to 56.0	0.61	29.28	4000	1.553	54.85	88.51	3.485	62.0
BFB1212GH	-A	R00/F00	12	5.5 to 13.2	3.30	39.60						
BFB1224GH	-A	R00/F00	24	14.0 to 27.6	1.60	38.40						
BFB1248GH	-A	R00/F00	48	24.0 to 53.0	0.80	38.40						

- * Function type is optional.
- * The max. air flow and the speed are measured in free air ; max. air pressure is measured at zero air flow.
- * Noise is measured in anechoic chamber in free air, one meter from intake side.
- * All readings are typical values at rated voltage.
- * Specifications are subject to change without notice.